













Daisy Flower Garden SESSION 1: Welcome to the Daisy Flower Garden

Girls get to know one another, learn basic Girl Scout values, all the while developing their ability to have unique identities








Session Activity	Icon	Description	Girl Book pages	Estimated Min Time	Materials Needed	Outcomes/ The Purpose	Alternate Activities	Possible Side Trips
Opening Ceremony: Daisy Circle		<ul style="list-style-type: none"> Girls gather in Daisy circle and learn the significance Girls form circle to introduce and share something about themselves 		10 mins		D1, C2 Make each girl feel included, welcoming activity	Girls stand in two parallel lines facing each other and pass ball back and forth and say their name and favorite color, sport, food, etc.	Play Ice Breaker "Get to Know You Games- Internet" Play games to learn about the GS Promise and the GS Law – lots of them on the internet Take a field trip to a nursery or garden center to find out more about plants and gardening Decorate a snack basket with Daisy flowers and talk about healthy snacks to bring to meetings
Girl Scout Promise		<ul style="list-style-type: none"> Girls recite the Girl Scout Promise and learn the significance of each line Emphasize that they will learn about the Girl Scout Law throughout this journey 	Page 14-15	10 mins	Whiteboard, large sheet of paper, markers or promise prewritten on poster board	D2 Girls begin to understand the values of Girl Scouting	Girls make Girl Scout Promise craft-several on internet	
Garden Story Time		<ul style="list-style-type: none"> Read first chapter in girl book and introduce flower characters and ask girls questions Look at all the garden related pictures and ask girls to share what they would like in their garden 	Page 7-8, 10,12 17-19	15 mins	Daisy Garden girl book	D1, D2 Girls learn to share thoughts and feelings in a safe environment (Daisy Circle)	Color the "color me" pages on page 8, 10, 12 Girls dance to different types of music and talk about how the different music makes them feel	
First Planting: A Mini-Garden		<ul style="list-style-type: none"> Talk to girls about planting a garden and talk about what a seed is and show the seeds that they will plant Girls take turns planting and watering their seeds working together as a team 		20 mins	Seeds, pony pack or other container to plant seeds in, popsicle stick to label, watering can, potting mix	C2, Girls begin to learn how to work together as part of a team	Show pictures of life cycle of plant from seed to sprout to maturity. Play matching game to match seeds pictures to mature plants	
Daisy Circle, Garden Style		<ul style="list-style-type: none"> Talk about garden critters and what sound and movement they make Play a game by calling out the name of a garden critter and have girls mimic sounds and movements 		15 mins		D1, C2 Girls begin to learn how to work together as part of a team	Tape pictures of critters on girls back and they ask yes or no questions to try to guess which critter they are	
Closing Ceremony: Friendship Squeeze		<ul style="list-style-type: none"> Friendship Squeeze and circle 		5mins		C2, Girls learn a traditional way to end their Girl Scout Time together	Teach and sing "Make new friends" song to sing with friendship squeeze	

SESSION 2: Buzzing Toward Girl Scout Values
Girls discover how Girl Scout Values are part of their Daily lives

Session Activity	Icon	Description	Girl Book pages	Estimated Min Time	Materials Needed	Outcomes/ The Purpose	Alternate Activities	Possible Side Trips
Opening Ceremony		<ul style="list-style-type: none"> Girls say hello in Spanish and learn about countries where Spanish is spoken Girls recite the Girl Scout Promise 		5 mins	Poster board with Girl Scout Promise	D1, Girls learn about another culture and learn the importance of the daisy circle	Investiture Ceremony: girls receive their Girl Scout Pin or plan for future ceremony. Girls involved in planning	Petals: Girls earn their Promise Center for learning the GS Promise
Learning The Girl Scout Sign		<ul style="list-style-type: none"> Girls learn the Girl Scout Sign and learn that the three fingers represent the three parts of the Promise Girls pair up and practice 	Page 20	10 mins		D1, D2 Girls begin to understand the traditions of Girl Scouting and learn how to work together	Learn the Quiet Sign	Girls eat healthy snack from Mexico
Mini Garden Watering Time		<ul style="list-style-type: none"> Girls join with planting partner to water their mini garden Visual Assessment of garden progress Relate the project to the "responsible for what I Say and Do" petal. 	Page	15 mins	Mini Garden Watering can and water Poster board with Girl Scout Law	C2 girls learn responsibility by caring for their garden and work as a team to take care of it	Introduce Kaper Chart and assign girls a kaper at each meeting to reinforce being responsible	Girls visit their local animal shelter Girls visit local police or fire station
Garden Story Time		<ul style="list-style-type: none"> Girls gather in Daisy circle and read chapter 2 of girl book Discussion about keys 	Page 23-31	15 mins	Girl book, key ring with different types of keys	D2 girls learn about Juliette Gordon Low through the story and gain a better understanding of the Daisy Garden	Learn more about the history of Juliette Gordon Low. Play the Juliette Low Action story	Girls make a Daisy Craft or other craft from the internet
Garden Scamper		<ul style="list-style-type: none"> Girls form two lines, two girls at a time will call out a name of a critter and walk down the center of the lines imitating the movements of the critter 		10 mins	Depends on how girls decide to do activity	D1,C2, Girls recognize their strengths and abilities and learn to work together through game play	Play Daisy to Daisy Game, or Daisy Daisy Scout	Learn about Juliette Gordon Low or Celebrate Juliette Gordon Low's Birthday (depending on time of year)
Closing Ceremony: Friendship Squeeze		<ul style="list-style-type: none"> Friendship Squeeze and circle 		5mins		D1, C2, Girls learn to work together and feel connected in friendship	Teach and sing make new friends song to sing with friendship squeeze	







SESSION 3: Greetings and Friendship

Girls deepen their understanding of the Girl Scout Law, particularly the fifth value, “being responsible for what I say and do.”







Session Activity	Icon	Description	Girl Book pages	Estimated Min Time	Materials Needed	Outcomes/ The Purpose	Alternate Activities	Possible Side Trips
Opening Ceremony: Hello around the World		<ul style="list-style-type: none"> Girls say hello in French Talk about countries where French is spoken Girls greet each other with Girl Scout sign and recite the Promise 		10 mins	Poster board with Girl Scout Promise	D1, Girls learn about other countries and languages and gain a sense of belonging	Learn about or plan for World Thinking Day	<p>Petals: Girls earn their orange petal “responsible for what I say and do”</p> <p>Girls participate in a “Make a Difference Day” activity</p> <p>Girls take part in the Fall Nut Sale</p> <p>Girls participate in the Green By Nature boxes</p> <p>Girls play team building games- several on internet</p>
Girl Scout Handshake		<ul style="list-style-type: none"> Girls learn the Girl Scout handshake and practice with a friend 	Page 20	5 mins		C2 girls work together to practice traditional Girl Scout ways	Girls learn and sing a Daisy song- Internet	
Mini Garden Watering Time		<ul style="list-style-type: none"> Girls join with planting partner to water their mini garden Visual Assessment of garden progress Relate the project to the “responsible for what I Say and Do” petal. 	Page	15 mins	Mini Garden Watering can and water	C2 girls gain an understanding of how plants grow and how they can be responsible for them	Girls play rain gauge relay game- “Green By Nature Box”	
Garden Story Time		<ul style="list-style-type: none"> Girls gather in Daisy circle and read chapter 3 of girl book Talk about the characteristics of Sunny, Zinni, and Mari 	Page 33-45	20 mins	Girl book	D2 girls begin to learn the values of the Girl Scout Law through the flower characters	Girls make sock puppets and have puppet show incorporating aspects of the Girl Scout Law	
Reviewing the Girl Scout Law		<ul style="list-style-type: none"> Introduce the Girl Scout Law Explain how the flower characters represent a part of the law Give examples of being responsible 		10 mins	Poster board of the Girl Scout Law	D2 girls gain a better understanding of the Girl Scout Law	Girls make Girl Scout Law friendship bracelet	
Imitating Nature		<ul style="list-style-type: none"> Each girl names a natural object Leader names a natural object and girls imitate 		10 mins		C2, girls learn and cooperate together by playing games	Girls go on a nature hike or alphabet hike or get out in nature and explore	
Closing Ceremony: Earning the Watering Can Award		<ul style="list-style-type: none"> Girls earn Watering Can Award Girls enjoy a festive ceremony, which may include, songs, poems, or garden skit. 		15 mins	Depends on how girls decide to do ceremony	D1, C2; girls gain a sense of accomplishment and achievement	Girls learn about water, water conservation. Use the Green By Nature “Water”	

SESSION 4: Good Thoughts, Good Deeds, Garden Needs






Girls deepen their understanding of the Girl Scout Law, particularly the fifth value, “being responsible for what I say and do.”

Session Activity	Icon	Description	Girl Book pages	Estimated Min Time	Materials Needed	Outcomes/ The Purpose	Alternate Activities	Possible Side Trips
Opening Ceremony: Hello around World and Promise		<ul style="list-style-type: none"> Girls say hello in Dutch and Persian/Farsi Girls greet each other with Girl Scout sign and recite the Promise 		10 mins	Poster board with Girl Scout Promise	D1, Girls learn about other countries and languages and gain a sense of belonging	<p>Learn a new Daisy song or traditional Girl Scout Song</p> <p>Pledge of Allegiance</p>	<p>Petals: Girls earn the “honest and fair” or “friendly and helpful” petal</p> <p>Girls take a field trip based on one of the petals that they worked on.</p> <p>Girls make body cut outs working with a partner. Daisy Leader Guide. P. 11</p> <p>Girls participate in a canned food drive or make cards for senior center of other org.</p>
Garden Story Time		<ul style="list-style-type: none"> Girl read chapter 4 of girl book and are introduced to more flower characters representing the Girl Scout Law 	Page 47-65	5 mins	Girl Book	D2, Girls are introduced to additional parts of the Girl Scout Law	Girls earn one of the petals in chapter 4- blue, red, purple or magenta	
Take Action Project Brainstorm		<ul style="list-style-type: none"> Girls talk about the new flower characters and how they relate to the Girl Scout Law Brainstorm a Daisy Garden Take Action project using the completed Project Possibilities checklist 		10 mins	Completed project possibilities checklist from parents. Whiteboard or poster paper, markers	D2, TA1 girls gain an understanding of how they can take their small project to a much bigger level by planting their mini garden in the community.	Have guest speakers from the community come and talk to the girls to help them decide on a project	
Mini Garden Watering Time		<ul style="list-style-type: none"> Girls join with planting partner to water their mini garden Visual Assessment of garden progress and discussion 		10 mins	Mini Garden Watering can and water	C2 girls gain an understanding of how plants grow and how they can be responsible for them		
What's in the Bag		<ul style="list-style-type: none"> Girls take turns putting on blindfold and reaching into paper bag filled with various nature items. Girls describe and guess what the item is 		10 mins	Paper bag, blindfold, things found in nature	D1,C2, Girls learn about their environment and cooperation skills	Girls play relay game with nature items or recycle relay	
Closing Ceremony: Friendship Squeeze		<ul style="list-style-type: none"> Girls close with friendship squeeze 		5 mins		D1, C2, Girls learn to work together and feel connected in friendship	Girls learn a new closing song: Learn “Taps” or “Goodnight Daisy”	

SESSION 5: Doing and Growing
Girls achieve success with their plant/grow Take Action Project

Session Activity	Icon	Description	Girl Book pages	Estimated Min Time	Materials Needed	Outcomes/ The Purpose	Alternate Activities	Possible Side Trips
Opening Ceremony: Hello around World and Promise		<ul style="list-style-type: none"> Girls say hello in Japanese Girls greet each other with Girl Scout sign and recite the Promise 		10 mins	Poster board with Girl Scout Promise	D1, Girls learn about other countries and languages and gain a sense of belonging	Teach a new Daisy Song	<p>Petals: Girls earn the "Use Resources Wisely Petal"</p> <p>Girls participate in a recycling project</p> <p>Learn about the National and World Centers and W.A.G.G.G.S Daisy Leader Guide. P. 28-29</p> <p>Form a sister relationship with another troop</p>
Garden Story Time		<ul style="list-style-type: none"> Girl read chapter 5 of girl book Discussion about ladybugs and worms Talk about the Garden Party What would they serve? 	Page 67-77	20 mins	Girl Book	D2, Girls learn about recycling, composting and beneficial critters that can help their garden. Girls help make decisions	<p>Make a ladybug craft Bring in live earthworms in dirt and live ladybugs for the girls to discover.</p> <p>Do a recycling project</p>	
Mini Garden Watering Time		<ul style="list-style-type: none"> Girls join with planting partner to water their mini garden if it has not been used yet in their Take Action Project 		10 mins	Mini Garden Watering can and water	C2 girls gain an understanding of how plants grow and how they can be responsible		
Take Action Project		<ul style="list-style-type: none"> Girls carry out Take Action Project either as part of this session or at another time 		varies	Materials as needed for project	C5, TA4 Girls make a difference in their community	Girls do an additional or different community service project	
Secret Garden Stuff		<ul style="list-style-type: none"> Girls play a game to identify secret garden objects 		10 mins	Garden objects	C2, Girls learn cooperation through game play	Girls act out- using paper bag skits filled with nature items or play Kim's game to remember nature objects	
Closing Ceremony: Earning the Golden Honey Bee Award		<ul style="list-style-type: none"> Girls who have completed their Take Action Project earn the Golden Honey Bee Award Celebrate with a festive ceremony with a bee "dance" 		20 mins	Depends on what the girls choose for their ceremony	D1, C2, Girls gain a senses of accomplishment and achievement for their hard work	<p>Girls make smoothies or have a yogurt bar party to celebrate their accomplishment</p> <p>Girls host a Court of Awards to give girls any additional awards or badges they have earned</p>	

SESSION 6: Celebrating the Law with a Garden Party
 Girls understand the meaning of the Girl Scout Law and its role in their daily life

Session Activity	Icon	Description	Girl Book pages	Estimated Min Time	Materials Needed	Outcomes/ The Purpose	Alternate Activities	Possible Side Trips
Opening Ceremony: Hello around World and Promise		<ul style="list-style-type: none"> Girls Say Hello in language of their choice Invite guests to say hello in language of their choice Girls join together to recite the Girl Scout Promise 		10 mins	Poster board with Girl Scout Promise	D1, Girls learn that they are part of a worldwide movement and understand their place in the world globally	Opening : flag ceremony Optional: include flags from different countries	
Garden Story Time		<ul style="list-style-type: none"> Girls and guests gather together to read chapter 6 of girl book Relate the Girl Scout Law to the flower characters in the story 	Page 79-87	15 mins	Girl Book Poster with the Girl Scout Law	C2, girls reflect on their journey and what they have learned	Make puppets out of paper plates and craft sticks and color to look like the flower characters. Have the girls act out what they have learned with their flower puppets	<p>Petals: Earn the “Be a Sister to Every Girl Scout Petal”</p> <p>Participate in the GS Cookie Sale</p> <p>Make plans to spend their troop money: plan a short trip, Choices Event or Community Service Project</p>
A Note For Future Girl Scout Daisies		<ul style="list-style-type: none"> Girls brainstorm ideas that are important for future Girl Scout Daisies Girls share their favorite part of the Daisy story 	Page 88	10 mins	Whiteboard or poster board and girl book	D1, D2, C2, girls reflect on their journey and share their thoughts with future Daisies	Girls make a troop time capsule with pictures and momentos from their Daisy year to be opened when they are GS Ambassadors	Make plans to do an additional journey or to finish up any petals that haven't been earned.
Earning the Amazing Daisy Award		<ul style="list-style-type: none"> Girls recite the full Girl Scout Law Girls earn the Amazing Daisy Award 		5 mins	Poster board with the Girl Scout Law	D1, Girls feel a sense of accomplishment and achievement	Girls make invitations or decorations or learn a new song for their Garden Party	Depending on grade level: Girls work with sister Brownie Girl Scout troop or younger Daisy GS troop to fulfill their bridging requirements for Brownies
Garden Party		<ul style="list-style-type: none"> Girls share their garden project with their guests and celebrate with a garden party 		20 mins	Party supplies as determined	C5, T4, Girls feel a sense of achievement by sharing their project with others in celebration	Girls make a scrapbook with the pictures from planting their garden in the community from their Take Action Project	