







DAISY BETWEEN THE EARTH AND SKY
SESSION 1: Getting Ready for the Road

Goal: The Girls begin to express their feelings and start to understand and experience the joys of travel, especially outdoors in nature

Session Activity	Icon	Description	Girl Book Pages	Est. Min Time	Materials Needed	Outcomes/ The Purpose	Alternate or Supplemental Activities	Possible Side Trips
Gathering		Girls Decorate Blue Bucket that has been drawn on a large sheet of paper (pg. 49 of adult guide)	N/A	10 Min	Various art supplies, blue	N/A	Look through the girl Journey book	N/A
Opening Ceremony		In Daisy circle introduce themselves and how she feels since they last got together (excited, happy, etc.) Make luggage tags or bookmarks	N/A	20 Min	Construction paper or cardboard Markers/crayons	D1-2, 4-5 Allow girls to feel comfortable expressing their moods	Toss the String: Get a ball of string or yarn; form a circle; call out a girl's name, toss the yarn, she says her name & how she's feeling; she tosses to someone, etc.	N/A
Story Time		Introduction to the trip that the girls will go on through the Journey	Pg 5	5 Min	N/A	N/A	N/A	N/A
Role-Play		What is a conflict and how do we settle them?	N/A	15 Min	N/A	C1-4, TA 2-3 Learning how to peacefully solve problems & how to compromise.	Have multiple situations that the girls might actually experience and have the girls play out the scene in front of the group	N/A
Taking a Walk		Girls go exploring outside Explanation of Leave No Trace practices	N/A	20 Min	Pre-collect nature items, (leaves, pine cones, sticks) enough of the same item so that each girl can have one	D4, C3 Learning to make group decisions and to compromise	Earn the Orange Daisy Petal by talking about littering and how it affects the environment	Visit an orchard or tree farm & learn how trees are cared for

Which One is Mine		Girls sketch items that they collected in previous activity	N/A	15 Min	Paper, crayons	D4 Girls demonstrate increased interest in learning new skills	Girls can earn the Friendly and Considerate petals to teach girls how not to judge when viewing each others' work	N/A
Closing Ceremony		Girls share their feelings about their first journey session in a Daisy Circle Close with Friendship Circle and friendship squeeze	N/A	10 Min	Container for your blue bucket or use pg 49 of Adult guide	D1 Allows girls to feel comfortable expressing their moods	Daisy Circle where girls share their feelings. Teach them the Make New Friends song	N/A

DAISY: BETWEEN EARTH AND SKY – SESSION #2: OUR ROAD TRIP BEGINS.

Goal: Girls continue to explore what makes them unique as they consider the feelings of their sister Daisy Girl Scouts and expand their knowledge of shapes in nature.

Session Activity	Icon	Description	Girl Book Pages	Est. Min Time	Materials Needed	Outcomes/ The Purpose	Alternate of Supplemental Activities	Possible Side Trips
Arrival		Invite girls to flip through their books as they arrive		5 Min	Girl Book	Continue to get acquainted with book		
Opening Ceremony		Daisy Circle Recite Girl Scout Promise "Have a Great Trip" (in French & Turkish) and "How are you feeling?"		15 Min		Introduces Session 2 "Our Road Trip Begins"	Start Team Poster Make luggage tags	
Story Time		Read "A Road Trip to Remember" Discussion Q's (Adult Book pg 52)	Pg 7-8 and 12	15 Min			Create Your Own Car or draw pg 10-11 girl book	
Role Play		How I Help My Friends. Role play difference scenarios	Pg 23 Friends Show They Care	15 Min		Communication skills, demonstrate helpful/caring behavior		Considerate & Caring and Friendly & Helpful Petals
Science Time		The Sweet Smell of Soil	Pg 42 Soil		Variety of soil samples (to smell/touch)	Learn about soil: touch, smell	Invite gardener guest Plant seed/flower	Visit nursery, garden, nature center
Walk In Nature		To Find Colors Talk about colors Try to find favorite colors on nature walk			Paper with favorite colors	Observing & Communication: Basic process skills of science		
Closing Ceremony		I Think You're Feeling....	Pg 23 Friends Show They Care			Asking/Observing how people feel is a sign that we care		Considerate & Caring and Friendly & Helpful Petals